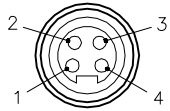


FEMALE END VIEW

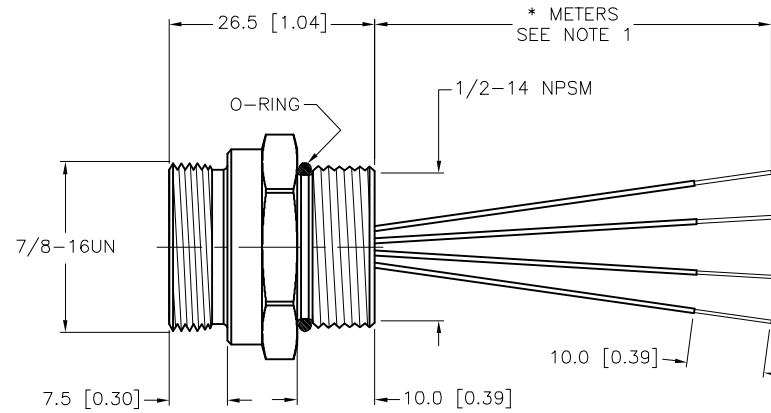
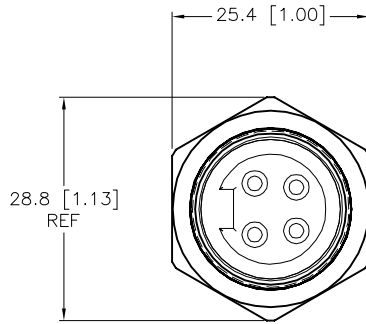


- 1 = BLACK
- 2 = WHITE
- 3 = RED
- 4 = GREEN/YELLOW



SPECIFICATIONS

CONTACT CARRIER MATERIAL/COLOR	TPU/BLACK
HOUSING MATERIAL/PLATING	BRASS/NICKEL
CONTACT MATERIAL/PLATING	BRASS/GOLD
O-RING MATERIAL	BUNA-N (NITRILE)
RATED CURRENT [A]	10.0 A
RATED VOLTAGE [V]	600 V
CONDUCTOR INSULATION MATERIAL	PVC
NUMBER OF CONDUCTORS [AWG]	4x16 AWG
TEMPERATURE RATING	-40°C to +105°C (-40°F to +221°F)
PROTECTION CLASS	NEMA 1,3,4,6P,12 & IECIP67, IP68,IP69,IP69K



CABLE LENGTH	TOLERANCE *
ALL LENGTHS	+ 4% (OR 50mm) OF LENGTH - 0% (OR 0mm) OF LENGTH WHICHEVER IS GREATER
STRIP LENGTH	TOLERANCE *
0-7mm	±0.5mm
8-29mm	±1.0mm
30-49mm	±2.0mm
50-69mm	±3.0mm
70-100mm	±4.0mm
OVER 100mm	±5.0mm

\* UNLESS OTHERWISE SPECIFIED

SOURCE DRAWING - FOR REFERENCE ONLY

NOTES:

- "\*" INDICATES LEAD LENGTH IN METERS. CONTACT TURCK TO ORDER SPECIFIC LENGTHS.
- "/S1579" DESIGNATES NO FLAG LABEL, BAG LABEL ONLY.

RELATED DOCUMENTS	3RD ANGLE PROJECTION	THIS DRAWING IS CONFIDENTIAL AND THE PROPERTY OF TURCK INC. USE OF THIS DOCUMENT WITHOUT WRITTEN PERMISSION IS PROHIBITED.	3000 CAMPUS DRIVE MINNEAPOLIS, MN 55441 1-800-544-7769 (763) 553-7300 (763) 553-0708 fax www.turck.us	
1.		DRFT	RDS	DATE 03/29/11
2.		APVD		SCALE 1=1.0
3.	ALL DIMENSIONS DISPLAYED ON THIS DRAWING ARE FOR REFERENCE ONLY	UNIT OF MEASUREMENT		DESCRIPTION
4.		MILLIMETER [ INCH ]		RXF 46-*M/S1579
MATERIAL	CONTACT TURCK FOR MORE INFORMATION	IDENTIFICATION NO.		REV
SEE SPECIFICATIONS				C
FINISH	DO NOT SCALE THIS DRAWING	FILE: 777027490		SHEET 1 OF 1
SEE SPECIFICATIONS				

C	UPDATE PROTECTION CLASS	CBM	04/13/21	76628
REV	DESCRIPTION	BY	DATE	ECO NO.